



# App User Guide

## Language

**Version: 1.0.2**

**Date: December 25, 2021**

Copyright© Guangzhou Robustel Co., Ltd.

All Rights Reserved.

## Contents

Revision History.....	3
<b>Chapter 1 Overview.....</b>	<b>4</b>
<b>Chapter 2 App Installation.....</b>	<b>4</b>
<b>2.1 Installation.....</b>	<b>4</b>
<b>2.2 Uninstallation.....</b>	<b>7</b>

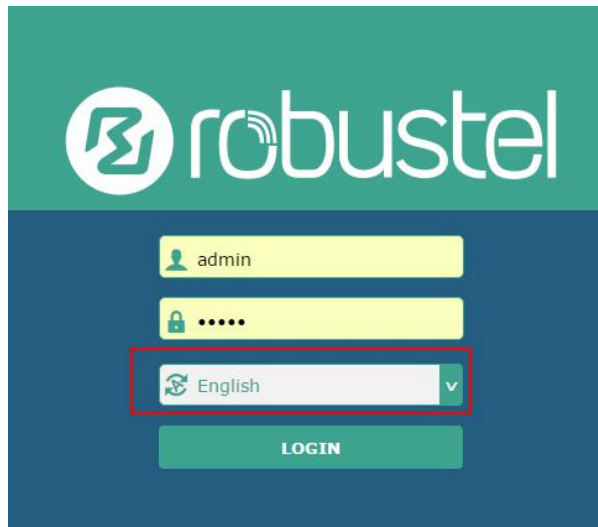
## Revision History

Updates between document versions are cumulative. Therefore, the latest document version contains all updates made to previous versions.

Release Date	App Version	Doc Version	Details
June 06, 2016	2.0.0	v.1.0.0	First Release
June 29, 2018	2.0.0	v.1.0.1	Revised the company name
December 25, 2021	2.0.0	v.1.0.2	Revised the company name Deleted the document status: confidential

## Chapter 1 Overview

router support multi-language. Each language will be developed to an App and need to install in router.



Language display

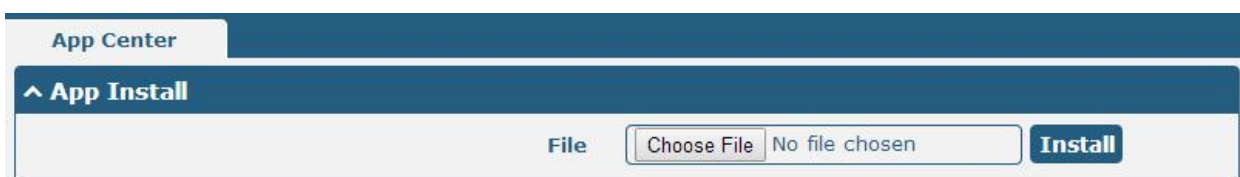
## Chapter 2 App Installation

### 2.1 Installation

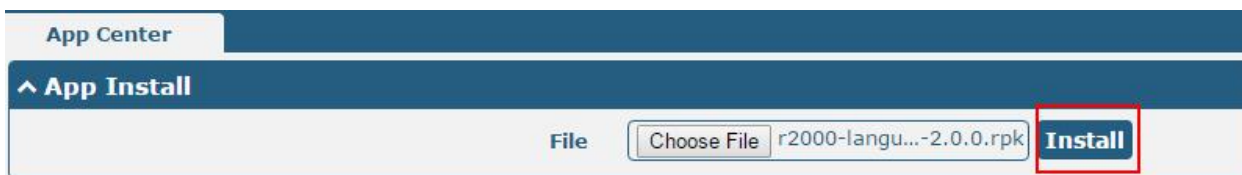
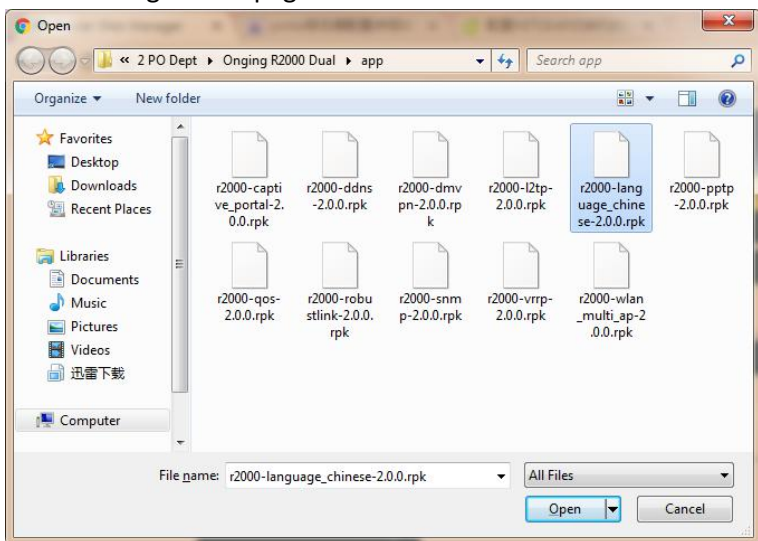
Here use Chinese language as an example to show the installation steps.

Path: **System->App**.

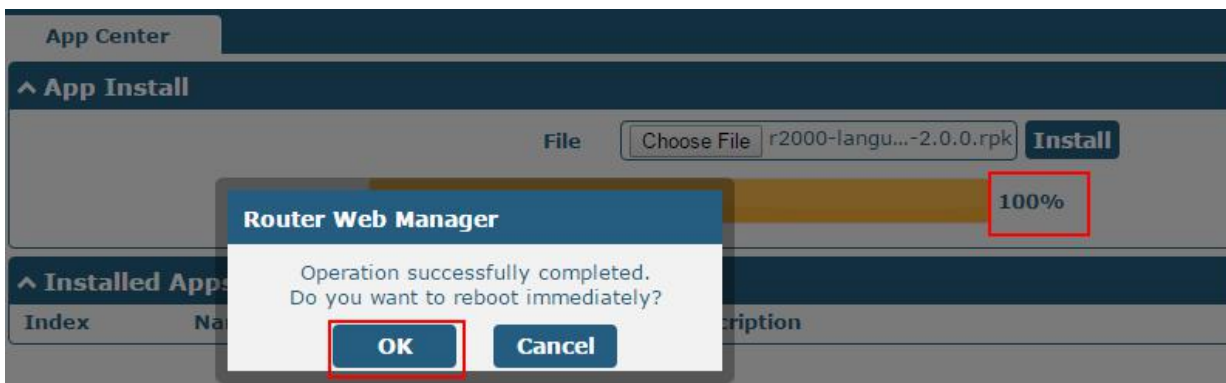
- 1 Please place Language App .rpk file (e.g. r2000-language-2.0.0.rpk) into a free disk of PC. And then log in router configuration page; go to **System->App** as the following screenshot show.



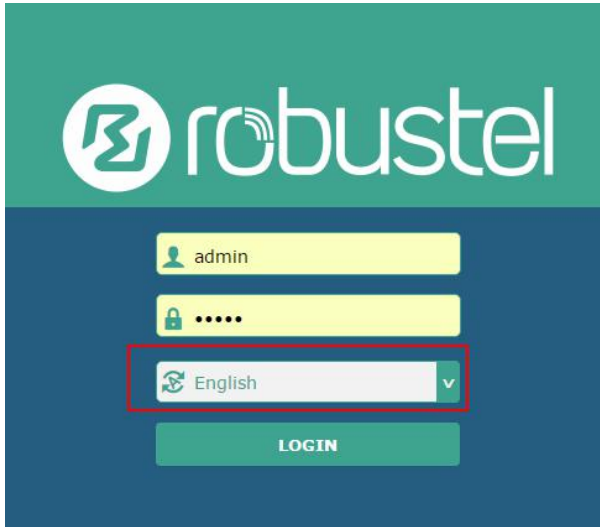
- 2 Click "Choose File" button, select Language App .rpk file from the PC, then click "Install" button of router configuration page.



- 3 When the rate of installation progress reach 100%, the system will pop up a reboot router reminder window. Please click "OK" to make router reboot.



- 4 After router power on again, go to login page, it will show the new language selection box, so that we can choose the Chinese language and log in Chinese language system.



Go to **System->App Center**, Chinese Language App will be included in App Center's "Installed Apps" list.



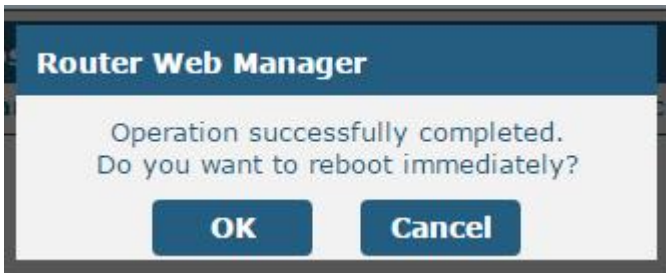
## 2.2 Uninstallation

Path: System->App Center

- 1 Go to “**Installed Apps**”, find Language App and then click “**X**”.



- 2 Click “OK” in the router reboot reminder popup window. When router finish restart, Language had been uninstalled.



**Guangzhou Robustel Co., Ltd.**

Add: 501, Building 2, No. 63, Yong'an Avenue,  
Huangpu District, Guangzhou, China 510660

Tel: 86-20-82321505

Email: [support@robustel.com](mailto:support@robustel.com)

Web: [www.robustel.com](http://www.robustel.com)